

Ecco

MODEL#5044

High chair

INSTRUCTIONS



P.O. Box 487, Emu Plains NSW 2750
Service No: 02 4728 8090

IMPORTANT: Please read instructions carefully. Keep these instructions for future reference.

IMPORTANT: Before assembling this product, study the parts list and Figure 1.




Figure 1

1. Insert lower leg (a) with reduced diameter into each of the upper legs (b) with 4x screws (c) supplied. (figure 2)

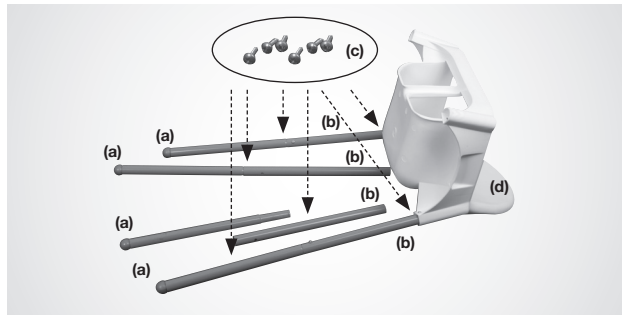


Figure 2

2. Feed each assembled leg (A-B) into the four corner leg sockets underneath the moulded plastic seat (d) and secure with 4x screws (c) supplied. (figure 2)

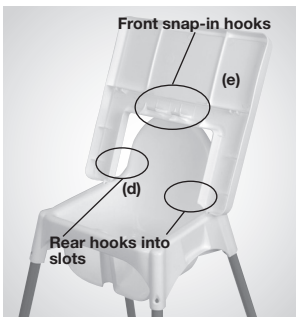


Figure 3



Figure 4



Figure 5

3. Stand chair upright and fit the two hooks at the rear of the table tray (e) into corresponding slots in the rear upper surface of the moulded seat (d). Lower the tray (e) until the front hooks snap into locking position. (figures 3,4,5)

4. To remove tray (e) unclip front hooks, while lifting front of tray upwards until in a vertical position then lift out of rear slots. (figures 3,4,5)

InfaSecure Warranty Details

InfaSecure Pty Ltd warrants this product for twelve months from the date of purchase against failure due to manufacturing faults or faulty materials. Misuse, accidental damages, normal wear and tear are not covered by this warranty.

When used for commercial use the period is limited to six months.

“Our goods come with guarantees that cannot be excluded under the Australian Consumer Law. You are entitled to a replacement or refund for a major failure and for compensation for any other reasonably foreseeable loss or damage. You are also entitled to have the goods repaired or replaced if the goods fail to be of acceptable quality and the failure does not amount to a major failure.”

SAFETY WARNINGS

Always place feeding chair on a level surface and a safe position away from fall risk areas eg. head of stairs etc.

Never leave a child unattended in this product.

Never allow this product to be used as a toy.

Using this chair with a child weighing more than 15kg is not recommended as this would stress some parts of the chair.

When adjusting the chair always ensure that parts of your child's body are clear of any moving parts.

Always ensure that the safety seat harness is firmly and comfortably fitted and fastened around the child.

Never carry feeding chair with a child in it.

Do not modify feeding chair or accessories in any way as this may cause injury to occupant and void warranty.

Only use chair for its correct purpose.

Do not leave outdoors for long periods as this will damage the product and void warranty.

Use only warm water and mild soap for cleaning.

When in storage, do not place any heavy items on top of chair.

If product is damaged or faulty, do not use. Phone the Infa Customer Service Centre.

INFASECURE PTY LTD

ABN: 52 149 173 660

Head Office and Registered Address
110-114 Old Bathurst Rd, Emu Plains, NSW 2750
P.O. Box 487, Emu Plains, NSW 2750

Phone No: 02 4728 8080

Fax: 02 4728 8040

Customer Service

Phone No: 02 4728 8090



We reserve the right to alter this product without notice.

www.infasecure.com.au